





## Datasheet Goods Category - Coating

	<b>Cascade Liquid Coater</b>	<b>Multimix Paddle mixer 2-shaft pellet coater</b>	<b>Continuous Pellet Coater</b>	<b>Fat spray on the die</b>
				
<b>Application</b>	Used to spray fats on animal feed pellets. The product flows through the casing in which sprayers spray fat/oil on the product.	Used for post pelleting applications of liquids and powders and to blend a wide range of semi-finished product additives and liquids homogeneously.	Used for adding fat/ oil and other liquids on cold pellets. The coater is placed on loadcells.	Computer controlled, automatic fat spray on the die, using steam pressure.
<b>Available types</b>	CLC 300 CLC 600	MU 1200-2 L MU 2000-2 L MU 4000-2 L MU 6000-2 L	CPC 550 CPC 650 CPC 800 CPC 950 CPC 1050	n.a.
<b>Minimum product content (liter)</b>	n.a.	360-1800	n.a.	n.a.
<b>Maximum product content*</b>	n.a.	1200-6000 l / 780-3900 kg	n.a.	n.a.
<b>Maximum batches/hr</b>	Continuous flow	20	Continuous flow	Continuous flow
<b>Capacity (t/h)</b>	9 - 45	5-75	5 - 67	5 - 50
<b>Motor power (kW)</b>	n.a.	15-75	5.5 - 37	n.a.
<b>Main shaft speed (rpm)</b>	n.a.	45 (1200-2) 25 (6000-2)	27 - 33	n.a.
<b>Number of liquids</b>	1	Up to 3	2	Up to 2
<b>Position in process</b>	Cold pellets: after cooler Hot pellets: after pellet mill	Cold pellets after cooler: just prior to bulk outloading or bagging off	Cold pellets after cooler: just prior to bulk outloading or bagging off	On the pellet mill
<b>Capacity on cold pellets</b>	Up to 2.5% liquid addition	Up to 2.5% liquid addition	Up to 5% fat/oil	n.a.
<b>Capacity on hot pellets</b>	Up to 3.0% liquid addition	n.a.	n.a.	Up to 1% depending on process situation

\* Kg or liter, whichever comes first, depending on the product density!